

- ⓐ **DHW temp. sensor / Header temp. Sensor (LMS)**
- ⓑ **Brauchwasser Fühler / Schienenvorlauffühler (LMS)**
- Ⓒ **Tapwatervoeler / Verdelervoeler (LMS)**
- Ⓓ **Sonde ECS / Sonde de collecteur (LMS)**
- Ⓔ **Sonda sanitario / Sonda collettore (LMS)**

Contents/Inhalt/Inhoud/Contenu/Contenuto


Page/Seite/Bladzijde/Page/Pagina

DHW temp. sensor	2
Brauchwasser Fühler	2
Tapwatervoeler	2
Sonde ECS	2
Sonda sanitario	2
Header temp. Sensor	3
Schienenvorlauffühler	3
Verdelervoeler	3
Sonde de collecteur	3
Sonda collettore	3

- ⓖⓔ DHW temp. sensor / Header temp. Sensor (LMS)
- ⓓⓔ Brauchwasser Fühler / Schienenvorlauffühler (LMS)
- ⓃⓁ Tapwatervoeler / Verdelervoeler (LMS)
- ⓕⓚ Sonde ECS / Sonde de collecteur (LMS)
- ⓔⓐ Sonda sanitario / Sonda collettore (LMS)

DHW temp. Sensor
Brauchwasser Fühler
Tapwatervoeler
Sonde ECS
Sonda sanitario

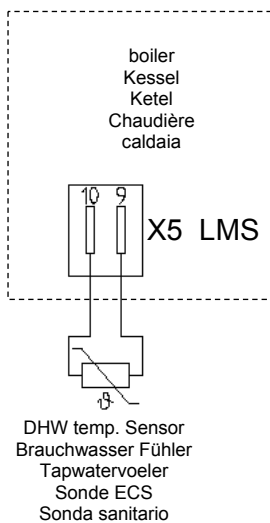
A = 1X
 B = 1X
 C = 1X



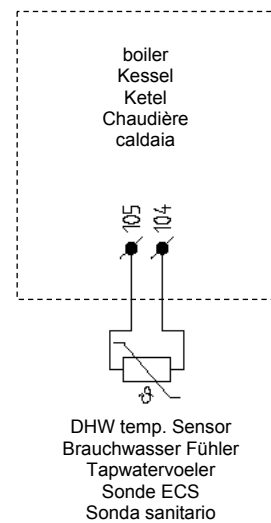
Parameters, Parameters, Parameters, Paramètre, Parametri:

5730 = B3
 6200 = yes, ja, ja, oui, si

Thision L




R600 LMS



- Ⓒ GB DHW temp. sensor / Header temp. Sensor (LMS)
- Ⓒ DE Brauchwasser Fühler / Schienenvorlauffühler (LMS)
- Ⓒ NL Tapwatervoeler / Verdelervoeler (LMS)
- Ⓒ FR Sonde ECS / Sonde de collecteur (LMS)
- Ⓒ IT Sonda sanitario / Sonda collettore (LMS)

Header temp. Sensor
Schienenvorlauffühler
Verdelervoeler
Sonde de collecteur
Sonda collettore

A = 1X
 B = 1X
 C = 1X



Parameters, Parameters, Parameters, Paramètre, Parametri:

5931 = B10
 6200 = yes, ja, ja, oui, si

